

Chemistry I Solutions



March 2012

1

Here's why

- A lot of chemical processes take place while the reactants are in solution, usually a water solution.

March 2012

2

Mixtures

- **Mixtures** are the physical combination of two or more substances that retain their identities.
- mixtures can be separated into their components by physical (mechanical or thermal) means.

March 2012

3

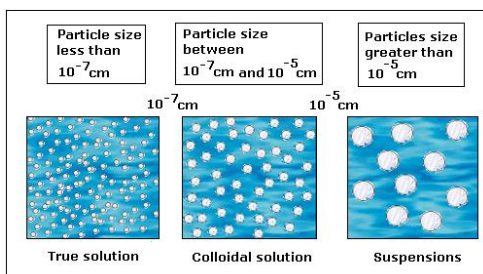
Specific types of mixtures

- Mixtures come in the form of solutions, suspensions, or colloids.

March 2012

4

solutions, suspensions, & colloids



March 2012

5

suspensions

- A suspensions are *heterogeneous* mixtures where the particles will settle out.
- Example: muddy water

March 2012

6

colloids

- Colloids are between suspensions and solutions.
 - The particles are dispersed throughout the “solvent” and are too small to see with the eye.

March 2012

7

Solutions

- Solutions are defined as homogenous mixtures of two or more components.

March 2012

8

Comparison chart solution, suspensions & colloids & solutions

	Solutions	Colloids	suspensions
Type mixture	Homogenous	Heterogeneous	heterogeneous
Particle size	0.1nm-1nm	1-1000nm	>1000 nm
Particles settle out	NO	NO	YES
Can be separated by filtering	NO	NO	YES
Scatter light	NO	YES (Tyndall effect)	May

March 2012

9

Other mixtures

- An **aerosol** is a colloid of fine solid particles or liquid droplets in a gas.
 - Examples are clouds, and air pollution such as smog and smoke.

March 2012

10

Other mixtures

- An **emulsion** is a mixture of two or more liquids that are normally immiscible (not mixable).
- Emulsions are colloids.. Although the terms *colloid* and *emulsion* are sometimes used interchangeably.

March 2012

11

Examples of emulsions

- Include vinaigrettes and milk.
- The photo-sensitive side of photographic film is an example of an emulsion.

March 2012

12

Other mixtures

- A **foam** is a substance that is formed by trapping pockets of gas in a liquid or solid.
- Examples: bath sponge and firefighting foams
- In most foams, the volume of gas is large, with thin films of liquid or solid separating the regions of gas.

March 2012

13

Testing for true solutions

- colloidal suspensions exhibit light scattering.
- A beam of light or laser will trace a visible path through a genuine colloidal suspension.
- e.g. a headlight on a car shining through fog.
- a beam of light or laser light will not trace a visible path through a true solution

March 2012

14

Tyndall Effect (If you really want to know)

- Tyndall scattering occurs when the dimensions of the particles that are causing the scattering are larger than the wavelength of the light that is scattered.
- It is caused by reflection of the incident light from the surfaces of the particles.

March 2012

15

Tyndall Effect



March 2012

16

True Solutions

- In true solutions, the solute will not come out of solution with out a change in temperature or pressure.

March 2012

17

the parts of a solution

- all solutions have two basic parts.
- They are:
 - 1. Solute which is the substance being “dissolved”
 - 2. Solvent which is the substance doing the dissolving.
 - 3. The substance in greatest percentage is usually considered to be the solvent.

March 2012

18

Nine combinations of solvents & solutes

Solvent	Solute	Example
Gas	Gas	Air
Liquid	Gas	Soda
Solid	Gas	Hydrogen on Pt
Gas	Liquid	Water vapor in air
Liquid	Liquid	antifreeze in water
Solid	Liquid	Cu in Hg
Gas	Solid	C in air (soot)
Liquid	Solid	Sugar in water
Solid	Solid	pewter

March 2012

19

Solvents & Solutes

- The ability of a solute to mix with a solvent is called solubility.
- Some solutes are only slightly soluble in a given solvent
- Some solutes are very soluble in a given solvent.
- This appears to be temperature dependent.

March 2012

20

“ Like dissolves like”

- A General rule applied to solute-solvent relationships goes like this: “ Like dissolves like”
- There are two types of solutes and solvents.
 - They are polar and nonpolar.
- SO polar solutes will dissolve in polar solvents
- nonpolar solute will dissolve in nonpolar solvents.
- And there are some substances that can be both polar and nonpolar because of molecular structure.

March 2012

21

“ Like dissolves like”

- Solvents can be selective about what solutes they will dissolve due to electronic structure.

March 2012

22

Solutes, Solvents & Conditions

- Generally three things affect the solubility of a solute in a solvent.
 - They are:
 - type of solvent
 - temperature
 - pressure
 - Some solutes such as gases will respond to temperature and pressure
 - solid solutes will not be affected by pressure but are very sensitive to temperature.

March 2012

23

solvents & molecular structure

- Water is the universal solvent
- it is a polar solvent.

March 2012

24

Water

- Water is polar because of the dipole that develops on the molecule.
- This occurs because oxygen does not share the electrons equally.
- The electrons from the hydrogen atoms spend most of the time close to the oxygen atom.
- This creates a negative charge (pole) on the oxygen atom and a positive charge (pole) on each of the hydrogen atoms

March 2012

25

Water molecule



March 2012

26

Nonpolar solvents

- Some organic substances such as carbon tetrachloride and benzene are nonpolar solvents.
- This is due to an even electronic distribution.
- Therefore they will dissolve nonpolar solutes and will not dissolve ionic compounds.

March 2012

27

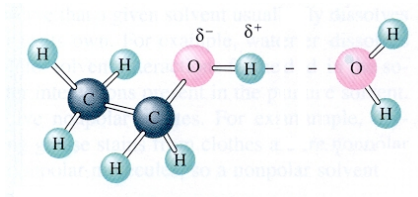
Solvents that are both polar & nonpolar

- Alcohols such as methanol, ethanol, and glycols (antifreeze) are both polar and nonpolar.
- The functional group of the alcohols is the hydroxyl group, **-OH**.
- The electronegativity of oxygen is substantially greater than that of carbon and hydrogen.
- the covalent bonds of this functional group are polarized so that oxygen is electron rich.

March 2012

28

Alcohol molecule showing polarity



March 2012

29

Solutes & Solvents Summary

- Generally **polar solute** molecules will **dissolve** in **polar solvents**
- **non-polar solute** molecules will **dissolve** in **non-polar solvents**.

March 2012

30

Solutes & Solvents

- The polar solute molecules have a positive and a negative end to the molecule.
- If the solvent molecule is also polar, it will have a positive and negative end.
- The opposite ends of the 2 types of molecules will attract. (plus to minus and minus to plus)
- This is a type of intermolecular force known as dipole-dipole interaction.

March 2012

31

Solutes & Solvents

- All molecules have a type of intermolecular force much weaker than the other forces called London Dispersion forces.
- This gives the non-polar solvent a chance to solvate the solute molecules.

March 2012

32

Le Chateliers Principle applied to solutions

- Most solutions will achieve an equilibrium where the amount of solute in a specific amount of solvent is stable at given conditions.
- However, when a stress occurs the equilibrium will find a new set of conditions.

March 2012

33

Le Chateliers Principle applied to solutions

- Stresses that can be applied to a solution:
 - agitation (shaken),
 - addition of heat;
 - lose of heat,
 - the addition of pressure.
- The solution will make adjustments to the change in conditions.

March 2012

34

Equilibrium & saturation

- Saturation is the maximum amount of solute dissolved in the solvent.
- If The conditions are stable(not changing) then the amount of solute going into solution is the same as the amount of solute coming out.
- The conditions are said to be at equilibrium.

March 2012

35

Equilibrium & saturation

- saturation at equilibrium is dynamic meaning that the saturation point will change if the conditions change.
- It means that some amounts of solute will move in and out of solution.
- If the system is at equilibrium then equal amounts of solute will dissolve and recrystalize at the same time.

March 2012

36

Equilibrium & Saturation & Change

- Depending on the direction of the change in the equilibrium two things can happen.
 - First some of the solute may come out of solution
 - in liquid/solid systems where some of the solid precipitates out
 - in liquid/ gas systems when the solution seems to "foam" up.

March 2012

37

when conditions change

- Second the equilibrium may move in a direction to allow the solvent to dissolve more solute such as most of the compounds shown on the solubility curve.

March 2012

38

Solubility redefined

- Therefore we must adjust the definition of solubility to include conditions.
- solubility is **the maximum amount of solute that can dissolve in a given amount of solvent under certain conditions.**

March 2012

39

saturated and unsaturated defined

- At a given set of conditions:
 - a solution that can hold the maximum amount of solute is said to be *saturated*.
 - a solution that does not have the maximum amount of solute is said to be *unsaturated*.

March 2012

40

concentration

- Concentration is the amount of solute in a given amount of solvent.

March 2012

41

Concentration

- These are qualitative terms and are relative (subject to personal interpretation).
 - Concentrated means a large amount of solute in the solution
 - dilute means there is a small amount of solute in the solution.

March 2012

42

Concentration

- quantitative uses numbers to express the amount of solute in a given amount of solution or solvent.

March 2012

43

three main quantitative terms for concentration

- three main terms used are
 - percent by weight,
 - moles per liter of solution (molarity)
 - moles per kilogram of solvent (molality).

March 2012

44

Pressure & Solutions

1. Pressure has very little effect on liquid/liquid solutions.
2. Pressure has very little effect on solid/liquid solutions.
3. Gas/liquid solutions respond very easily to changes in pressure.

March 2012

45

Gases in Solution

- As the pressure on the gas over the solution increases; the concentration of the gas in the solution increases.
- This system follows two laws.
 - Le Chateliers Principle
 - Henry's Law both apply to liquid/gas systems
 - Henry's Law states that the solubility of a gas in a liquid is directly proportional to the pressure of the gas above the liquid.

March 2012

46

Gases in Solution

- increase the pressure of a gas over a liquid and more gas will dissolve in the liquid
- This will *increase* the concentration of the gas in the solution

March 2012

47

Gases in solution

- decrease the pressure of the gas over the liquid and some of the gas will come out of solution.
- This will *decrease* concentration of the gas in the solution

March 2012

48

Why did my soda explode?

- if the pressure is quickly released; the gas will rapidly come out of solution.
- The rapid release of a gas from a gas/liquid solution is called *effervescence*.
- Best example a shaken soda.

March 2012

49

gas/gas solutions & Dalton's Law of Partial Pressure

- If you have a mixture of gases as the solute in a gas/ liquid solution, the solubility of each gas solute is proportional to its partial pressure.
- Or each gas dissolves to the same extent that it would if the other gases were not there.

March 2012

50

Temperature & Solutions:

- Some general things about solubility and temperature.
 - The solubility of a gas decreases as the temperature of the solvent increases.
 - Temperature has little effect on liquid/liquid solutions.

March 2012

51

Temperature & Solutions:

- Generally, increasing the temperature increases the solubility of solids in liquids.
- Another way to say this is increasing temperature increases concentration

March 2012

52

What three conditions affect the solubility of a solid in a liquid?

- They are:
 - nature of the liquid solvent
 - the nature of the solid solute
 - the temperature.

March 2012

53

Temperature & Solutions:

- Temperature has the most effect on solid in liquid systems.
 - When temperature is increased the dissolving process increases.
 - This happens because there is more kinetic energy in all if the particles involved and attractive forces are more easily overcome.

March 2012

54

Supersaturation defined

- Supersaturation is defined as a condition where an excess amount of solute remains in solution at a lower temperature.
 - this condition is unstable.
 - It is so unstable that even a slight tap on the container or addition of a small crystal will cause the excess solute to precipitate out of solution.

March 2012

55

3 ways help to increase the rate at which a solid will dissolve in a liquid

- 1. By stirring the solution (increase dispersion of solute)
- 2. By powdering the solid (increases surface area)
- 3. By heating the solvent (increases particle activity)

March 2012

56

Why do these three methods work?

- 1. stirring the solution increases dispersion of the solute
- 2. By powdering the solid increases surface area for the solvent to work
- 3. heating the solvent increases particle movement

March 2012

57

the mechanism of dissolving

- Three actions occur:
 - 1. Solute particles are separated (endothermic process)
 - 2. Solvent particles are moved apart to make room for the solute particles (endothermic process)
 - 3. Solute particles are attracted to the solvent particles (exothermic process)

March 2012

58

energy & the dissolving process

- 1. separating solute particles requires energy (endothermic process)
- 2. moving solvent particles apart to make room for the solute particles requires energy (endothermic process)
- 3. Solute particles attracted to the solvent particles releases energy (exothermic process)

March 2012

59

What happens doing energy changes in the dissolving process?

- net change is endothermic, temperature decreases as solid dissolves and solubility increases as temperature increases.
- If net change is exothermic, temperature increases as solid dissolves and solubility decreases with increasing temperature

March 2012

60

entropy and dissolving related

- back to the entropy and lower energy state thing.
- Natural processes tend to go toward a lower energy state.
- If a dissolving process is endothermic; it is because the entropy of the system increases.
- Dissolving a gas into a liquid produces a decrease in entropy and is also exothermic.
- So, solubility should decrease with increasing temperature and does.

March 2012

61

heat of solution

- The heat of solution is the change in energy that occurs when a substance dissolves in a solvent.
- is measured in kilojoules per mole of solute dissolved in a specific number of moles of solvent,
- If dissolving is endothermic, the heat of solution is positive
- If dissolving is exothermic, the heat of solution is negative

March 2012

62

some other things going on in solutions

- Solvation is the process by which particles of the solvent pull particles of solute away from the solute crystal.
- Hydration occurs when molecules of water surround particles of solute in solution.

March 2012

63

the terms miscible & immiscible

- They apply to liquid/liquid solutions
 - Miscible means the two liquids will mix
 - example: antifreeze and water
 - Immiscible means the two liquids will not mix
 - example: oil and water

March 2012

64

Colligative properties

- Colligative properties depend only on the number of dissolved particles in solution and not on their identity.
- Non-colligative properties depend on the identity of the dissolved species and the solvent.

March 2012

65

four colligative properties

- There are four:
 - Vapor pressure changes
 - Freezing point depression of the solvent
 - Boiling point elevation of the solvent
 - Osmotic pressure

March 2012

66

Why do these properties change?

- The reason for the change is because the particles of solute interfere with the particles of solvent.
 - Example: freezing particles of solvent can't get close to each other to allow attractive forces to take over.

March 2012

67

vapor pressure change

- As solute is added to a solvent, the vapor pressure over the liquid will increase which will increase the boiling point.
- The math relation looks like this:
 $\Delta P_{\text{vapor}} \propto m$ where ΔP_{vapor} is the vapor pressure and m is molal concentration.

March 2012

68

freezing point depression

- As solute is dissolved into a solvent, the freezing point of the solvent is lowered.
- Mathematically the amount the fp is lowered is directly proportional to the molal concentration.

March 2012

69

Freezing point depression math

- There are 3 variables needed to calculate fp depression. They are :
 $\Delta T_f m$ where ΔT is change in temperature and m is molal concentration.
 K_f is called the freezing point constant: it is the amt of change the fp will undergo for a 1 molal solution. Fp will go down.

March 2012

70

math formula needed to calculate fp change

$$\Delta T_f = (m)(K_f)(\#particles)$$

March 2012

71

boiling point elevation

- When a solute is dissolved into a solvent, the boiling point of the solvent is raised.
- This depends on the amount of solute dissolved into the solvent.
- the amount the bp increases is directly proportional to the molal concentration.

March 2012

72

Boiling Point Elevation

- The math looks like this:
 - $\Delta T_{bp} = m K_b$ where ΔT is change in temperature and m is molal concentration.
 - K_b is called the boiling point constant: it is the amt of change(raising) the bp will undergo for a 1 molal solution.

March 2012

73

What is the math formula needed to calculate bp change?

$$\Delta T_{bp} = (m)(K_b)(\# \text{ particles})$$

March 2012

74

Classifying Solutions

- If the solution:
 - can conduct electricity.
 - cannot conduct electricity.
- If the solute will:
 - produce ions in water solution.
 - Break into molecules in water solution.

March 2012

75

Electrolytes & nonelectrolytes

- Substances that can dissolve in water and the solution can conduct electricity are called *electrolytes*.
- Substances that can dissolve in water and the solution cannot conduct electricity are called *nonelectrolytes*.
- *We will now focus on electrolytes*

March 2012

76

electrolytes in water solutions

- These compounds will produce ions in water solutions.
- These solutions are called aqueous solutions

March 2012

77

Formation of ions

- Theory of ionization
 - Faraday – electricity made the ions from the solute in the solution.
 - Arrhenius – ions produced by the “ionization” of the particles of the solute.
 - Complete ionization will occur in dilute solutions
 - Dynamic equilibrium will occur in concentrated solutions (ions go back and forth between solution and molecules)

March 2012

78

ionic compounds dissolving

- Polarity of water very important
- Dipoles on water molecule attract the ions in the crystal.
- This brings the ions into the solution.
- Energy is released in the process (exothermic)
- Solution processes with water as the solvent is called hydration. This occurs when the ions are surrounded by water molecules.

March 2012

79

Evaporation of the solvent

- When the water evaporates, the reverse process occurs. The ions will go back together to rebuild the crystals.

March 2012

80

role of energy play in the dissolving process

- The energy released when ions become surrounded by water molecules is called the *heat of hydration*.
- More energy is released when small ions are hydrated than when large ions are hydrated.
- The energy released or absorbed depends on the relative amounts of energy needed
 - 1. To separate the ions in the crystal
 - 2. To hydrate the ions

March 2012

81

What is dissociation?

- The separation of ions that occurs when ionic compounds dissolve is called *dissociation*.

March 2012

82

Solubility & dissociation related

- How well an ionic compound dissociates in water is how soluble it is
- Ionic compounds have different degrees of solubilities from very soluble to very slightly soluble.
- Even those ionic compounds that are “*insoluble*” will dissociate to some degree.

March 2012

83

slightly soluble ionic compounds

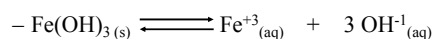
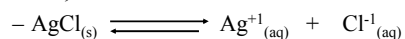
- in water:
 - An equilibrium will occur between the ions and the crystal
 - The solution will be saturated (has maximum amount of solute at a given temperature)

March 2012

84

Solubility of 2 cmpds

- two slightly soluble ionic compounds in water; look like this:



March 2012

85

precipitation reactions

- When two solutions of highly soluble compounds are mixed together ; they may produce a slightly soluble compound.
- This is really a double replacement reaction.
- The majority of the slightly soluble compound will **precipitate** or come out of solution and settle on the bottom of the container.
- The ions of the remaining compound will stay in solution as **spectator ions**.

March 2012

86

ionic equations

- Ionic equations show the ions of the compounds in aqueous solutions.
- The **complete ionic equation** shows **ALL** of the **ions** produced by compounds and the slightly soluble compound.
- The net ionic equations shows those ions(on the left) that make up the slightly soluble compound(on the right).

March 2012

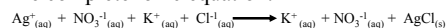
87

Ionic Equations

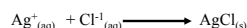
- The double replacement version:



- The complete ionic equation:



- The net ionic equation will look like this:



March 2012

88

spectator ions

- The ions that do not make up the precipitate and remain in the solution are called *spectator ions*.

March 2012

89

Some molecular compounds conduct electricity in water

- So far in our discussion, all of the compounds have been ionic. BUT there are some molecular compounds that will conduct electricity in water solutions.

March 2012

90

solution process for molecular electrolytes

- When a molecule containing polar bonds is dissolved in water, the dipoles of the water attach to the charged areas of the polar molecules.
- For nonelectrolytes, the complete molecule goes into solution.
- For electrolytes, the weak covalent bonds are broken in the molecule; forming ions.
- Examples of these compounds are: HCl, HF, HBr

March 2012

91

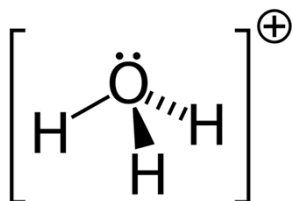
Formation of hydronium ions

- When hydrogen ions are formed in a solution a special type of ion forms.
 - Hydrogen ions are just a proton because the electron has been removed or stayed with the more electronegative atom.
 - Hydronium ions are hydrated hydrogen ions.
 - A hydrogen ion with one water molecule.

March 2012

92

Hydronium ion



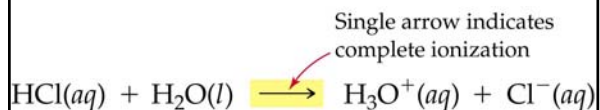
The ion is written this way : H_3O^+

March 2012

93

strong and weak electrolytes

- A strong electrolyte is a substance that will completely ionization(come apart 100%) in dilute solution.



March 2012

94

- A weak electrolyte is a substance that produces a low number of ions in solution.
 - Example: HF(because HF is in solution as more molecules than ions)

March 2012

95

some properties of electrolyte solutions

- Conductivity of solutions
 - These solutions will conduct electricity.
- They will also depress the freezing point and elevate the boiling point of the solvents

March 2012

96

fp affected in electrolytes solutions

- Freezing point depression has been observed in solutions produced by electrolytes in water.
BUT.....
 - Electrolytes in water appear to amplify this effect.
 - Example:
 - A 1 molal solution of sugar will lower the fp of a water solution to -1.86°C .
 - A 1 molal solution will lower the fp of a water solution to approximately -3.72°C .

March 2012

97

What is apparent degree of ionization?

- If we carefully calculate the fp of a 1 *m* solution of NaCl we find that -3.72°C only works at low molal concentrations.
- But at higher concentrations the fp is higher than the predicted -3.72°C .
- So does this solute really come apart 100%?

March 2012

98

What two things affect the apparent degree of ionization?

- It appears that the number of particles(ions) and their ability to move in a solution has a lot to do with the changes in fb & bp of a solvent(in this case water).
- The attractive forces between the ions and the molecules have a great with this
- A number of water molecules will cluster around an ion. The number of water molecules involved depends on the charge and size of the ion.

March 2012

99

So, the apparent degree of ionization depends on...

- The size of these ion-water clusters causes the changes.
- As with any system, an equilibrium will be established. Some ions will go into solution and some will return to the solid crystal.
- The degrees that this occurs is called the Apparent degree of ionization.

March 2012

100

Water as an electrolyte

- It appears that water is a very weak electrolyte. This means that water spends most of its time as molecules.
- A few water molecules will ionize to form hydronium ions and hydroxide
 - 2 molecules in 1 billion will ionize

March 2012

101

the ionization of water

- The equations to show this looks like this:
$$\text{H}_2\text{O} + \text{H}_2\text{O} \rightleftharpoons \text{H}_3\text{O}^+ + \text{OH}^-$$

So absolutely pure water will not conduct much electricity. BUT tap water will and electricity and tap water can be quite dangerous. Why? remember water is the universal solvent and will dissolve stuff where ever it travels!!!!

March 2012

102

the Debye-Hückel Theory?

- The ions of solute are clustered together with ions of opposite charge.
- These clusters can act like individual particles.
- This reduces the total number of particles in the solution thus reducing the predicted effects of the ions on fp & bp.

March 2012

103